

[Print Form\(s\)](#)[Return](#)

Equity in Athletics 2009

Institution: Carroll College (180106)

User ID: E91801061

Screening Questions

Please answer these questions carefully as your responses will determine which subsequent data entry screens are appropriate for your institution.

1. How will you report Operating Expenses (i.e., Game Day expenses)?

 By Team

 Per Participant

2. Select the type of varsity sports teams at your institution.

 Men's Teams Only

 Women's Teams Only

 Both Men's Teams and Women's Teams

 Men's Teams and Coed Teams

 Women's Teams and Coed Teams

 Men's Teams and Women's Teams and Coed Teams

 Coed Teams Only

3. Do you have any assistant coaches?

 Yes


Men's Teams



Women's Teams



Coed Teams

 No

Institution: Carroll College (180106)

User ID: E91801061

Sports Selection - Men's and Women's Teams

Select the varsity sports teams at your institution.

Sport	Men's	Women's	Sport	Men's	Women's
Archery	<input type="checkbox"/>	<input type="checkbox"/>	Badminton	<input type="checkbox"/>	<input type="checkbox"/>
Baseball	<input type="checkbox"/>		Basketball	<input checked="" type="checkbox"/>	<input checked="" type="checkbox"/>
Beach Volleyball	<input type="checkbox"/>	<input type="checkbox"/>	Bowling	<input type="checkbox"/>	<input type="checkbox"/>
Cross Country	<input checked="" type="checkbox"/>	<input checked="" type="checkbox"/>	Diving	<input type="checkbox"/>	<input type="checkbox"/>
Equestrian	<input type="checkbox"/>	<input type="checkbox"/>	Fencing	<input type="checkbox"/>	<input type="checkbox"/>
Field Hockey		<input type="checkbox"/>	Football	<input checked="" type="checkbox"/>	

Golf	<input checked="" type="checkbox"/>	<input checked="" type="checkbox"/>	Gymnastics	<input type="checkbox"/>	<input type="checkbox"/>
Ice Hockey	<input type="checkbox"/>	<input type="checkbox"/>	Lacrosse	<input type="checkbox"/>	<input type="checkbox"/>
Rifle	<input type="checkbox"/>	<input type="checkbox"/>	Rodeo	<input type="checkbox"/>	<input type="checkbox"/>
Rowing	<input type="checkbox"/>	<input type="checkbox"/>	Sailing	<input type="checkbox"/>	<input type="checkbox"/>
Skiing	<input type="checkbox"/>	<input type="checkbox"/>	Soccer	<input type="checkbox"/>	<input checked="" type="checkbox"/>
Softball	<input type="checkbox"/>	<input type="checkbox"/>	Squash	<input type="checkbox"/>	<input type="checkbox"/>
Swimming	<input type="checkbox"/>	<input type="checkbox"/>	Swimming and Diving (combined)	<input type="checkbox"/>	<input type="checkbox"/>
Synchronized Swimming	<input type="checkbox"/>	<input type="checkbox"/>	Table Tennis	<input type="checkbox"/>	<input type="checkbox"/>
Team Handball	<input type="checkbox"/>	<input type="checkbox"/>	Tennis	<input type="checkbox"/>	<input type="checkbox"/>
Track and Field (Indoor)	<input type="checkbox"/>	<input type="checkbox"/>	Track and Field (Outdoor)	<input type="checkbox"/>	<input type="checkbox"/>
Track and Field and Cross Country (combined)	<input type="checkbox"/>	<input type="checkbox"/>	Volleyball	<input type="checkbox"/>	<input checked="" type="checkbox"/>
Water Polo	<input type="checkbox"/>	<input type="checkbox"/>	Weight Lifting	<input type="checkbox"/>	<input type="checkbox"/>
Wrestling	<input type="checkbox"/>	<input type="checkbox"/>	<u>Other Sports (Specify sports in the caveat box.)*</u>	<input type="checkbox"/>	<input type="checkbox"/>

CAVEAT

* If you indicated in the caveat box that your other sports are Dancing and/or Cheerleading, please also specify in the caveat box that your institution has a letter from the Office of Civil Rights confirming that the OCR has determined that Dancing and/or Cheerleading are varsity sports at your institution.

If after leaving this screen you return to it to add a sport, be sure to include associated data for that sport on subsequent screens. If you return to this screen to delete a sport, all associated data for that sport will be deleted from subsequent screens as well.

Institution: Carroll College (180106)

User ID: E91801061

Athletics Participation - Men's and Women's Teams

Athletics Participation

Number of participants as of the day of the first scheduled contest

Varsity Teams	Men's Teams	Women's Teams
Basketball	<input type="text" value="16"/>	<input type="text" value="16"/>
Cross Country	<input type="text" value="10"/>	<input type="text" value="13"/>
Football	<input type="text" value="111"/>	
Golf	<input type="text" value="13"/>	<input type="text" value="11"/>
Soccer		<input type="text" value="28"/>
Volleyball		<input type="text" value="15"/>
Total Participants Men's and Women's Teams	150	83

Unduplicated Count of Participants
 (If an individual participates on more than one team, count that individual only once on this line.)

150

82

CAVEAT

Institution: Carroll College (180106)

User ID: E91801061

Head Coaches - Men's Teams

Head Coaches - Men's Teams

A full-time head coach is an individual who coaches one team full-time and is a full-time employee of the school.

Varsity Teams	Male Head Coaches				Female Head Coaches				Total Head Coaches
	Full-Time Coaching Duties	Part-Time Coaching Duties	Full-Time University Employee	Part-Time University Employee or Volunteer	Full-Time Coaching Duties	Part-Time Coaching Duties	Full-Time University Employee	Part-Time University Employee or Volunteer	
Basketball	1		1						1
Cross Country		1		1					1
Football	1		1						1
Golf		1	1						1
Coaching Position Totals	2	2	3	1	0	0	0	0	4

CAVEAT

Institution: Carroll College (180106)

User ID: E91801061

Head Coaches - Women's Teams

Head Coaches - Women's Teams

A full-time head coach is an individual who coaches one team full-time and is a full-time employee of the school.

Varsity Teams	Male Head Coaches				Female Head Coaches				Total Head Coaches
	Full-Time Coaching Duties	Part-Time Coaching Duties	Full-Time University Employee	Part-Time University Employee or Volunteer	Full-Time Coaching Duties	Part-Time Coaching Duties	Full-Time University Employee	Part-Time University Employee or Volunteer	
Basketball	1		1						1

Cross Country	<input type="text"/>	<input type="text" value="1"/>	<input type="text"/>	<input type="text" value="1"/>	<input type="text"/>	<input type="text"/>	<input type="text"/>	<input type="text"/>	<input type="text"/>	1
Golf	<input type="text"/>	<input type="text" value="1"/>	<input type="text" value="1"/>	<input type="text"/>	<input type="text"/>	<input type="text"/>	<input type="text"/>	<input type="text"/>	<input type="text"/>	1
Soccer	<input type="text" value="1"/>	<input type="text"/>	<input type="text" value="1"/>	<input type="text"/>	<input type="text"/>	<input type="text"/>	<input type="text"/>	<input type="text"/>	<input type="text"/>	1
Volleyball	<input type="text"/>	<input type="text"/>	<input type="text"/>	<input type="text"/>	<input type="text" value="1"/>	<input type="text"/>	<input type="text" value="1"/>	<input type="text"/>	<input type="text"/>	1
Coaching Position Totals	2	2	3	1	1	0	1	0		5

CAVEAT

Institution: Carroll College (180106)

User ID: E91801061

Head Coaches' Salaries - Men's and Women's Teams

Head Coaches' Salaries

Enter salaries and bonuses only. Do not include benefits on this screen. Do not include volunteer head coaches in calculating average salary and average FTE.

	Men's Teams	Women's Teams
Average Annual Institutional Salary per Head Coach	<input type="text" value="33,943"/>	<input type="text" value="26,385"/>
Number of Head Coaches Included in Average	<input type="text" value="4"/>	<input type="text" value="5"/>
Number of Volunteer Head Coaches not Included in the Average	<input type="text" value="0"/>	<input type="text" value="0"/>
Average Annual Institutional Salary per Full-time equivalent (FTE)	61,715	41,227
Number of Full-time equivalents (FTEs) Included in Average	<input type="text" value="2.20"/>	<input type="text" value="3.20"/>

CAVEAT

Institution: Carroll College (180106)

User ID: E91801061

Assistant Coaches - Men's Teams

Assistant Coaches - Men's Teams

A full-time assistant coach is an individual who coaches one team full-time and is a full-time employee of the school.

Varsity Teams	Male Assistant Coaches			Female Assistant Coaches				Total Assistant Coaches	
	Full-Time Coaching Duties	Part-Time Coaching Duties	Full-Time University Employee	Part-Time University Employee or Volunteer	Full-Time Coaching Duties	Part-Time Coaching Duties	Full-Time University Employee		Part-Time University Employee or Volunteer
Basketball	<input type="text"/>	<input type="text" value="3"/>	<input type="text" value="1"/>	<input type="text" value="2"/>	<input type="text"/>	<input type="text"/>	<input type="text"/>	<input type="text"/>	3

Cross Country	<input type="text"/>	<input type="text"/>	<input type="text"/>	<input type="text"/>	<input type="text"/>	<input type="text"/>	<input type="text"/>	<input type="text"/>	0
Football	<input type="text" value="2"/>	<input type="text" value="7"/>	<input type="text" value="3"/>	<input type="text" value="6"/>	<input type="text"/>	<input type="text"/>	<input type="text"/>	<input type="text"/>	9
Golf	<input type="text"/>	<input type="text" value="1"/>	<input type="text"/>	<input type="text" value="1"/>	<input type="text"/>	<input type="text"/>	<input type="text"/>	<input type="text"/>	1
Coaching Position Totals	2	11	4	9	0	0	0	0	13

CAVEAT

Institution: Carroll College (180106)

User ID: E91801061

Assistant Coaches - Women's Teams

Assistant Coaches - Women's Teams

A full-time assistant coach is an individual who coaches one team full-time and is a full-time employee of the school.

Varsity Teams	Male Assistant Coaches				Female Assistant Coaches				Total Assistant Coaches
	Full-Time Coaching Duties	Part-Time Coaching Duties	Full-Time University Employee	Part-Time University Employee or Volunteer	Full-Time Coaching Duties	Part-Time Coaching Duties	Full-Time University Employee	Part-Time University Employee or Volunteer	
Basketball	<input type="text"/>	<input type="text" value="1"/>	<input type="text"/>	<input type="text" value="1"/>	<input type="text"/>	<input type="text" value="1"/>	<input type="text" value="1"/>	<input type="text"/>	2
Cross Country	<input type="text"/>	<input type="text"/>	<input type="text"/>	<input type="text"/>	<input type="text"/>	<input type="text"/>	<input type="text"/>	<input type="text"/>	0
Golf	<input type="text"/>	<input type="text" value="1"/>	<input type="text"/>	<input type="text" value="1"/>	<input type="text"/>	<input type="text"/>	<input type="text"/>	<input type="text"/>	1
Soccer	<input type="text"/>	<input type="text"/>	<input type="text"/>	<input type="text"/>	<input type="text"/>	<input type="text" value="1"/>	<input type="text"/>	<input type="text" value="1"/>	1
Volleyball	<input type="text"/>	<input type="text" value="1"/>	<input type="text"/>	<input type="text" value="1"/>	<input type="text"/>	<input type="text"/>	<input type="text"/>	<input type="text"/>	1
Coaching Position Totals	0	3	0	3	0	2	1	1	5

CAVEAT

Institution: Carroll College (180106)

User ID: E91801061

Assistant Coaches' Salaries - Men's and Women's Teams

Assistant Coaches' Salaries

Enter salaries and bonuses only. Do not include benefits on this screen. Do not include volunteer assistant coaches in calculating average salary and average FTE.

Men's Teams

Women's Teams

Average Annual Institutional Salary per Assistant Coach	<input type="text" value="9,406"/>	<input type="text" value="6,403"/>
Number of Assistant Coaches Included in Average	<input type="text" value="13"/>	<input type="text" value="5"/>
Number of Volunteer Assistant Coaches not Included in the Average	<input type="text" value="0"/>	<input type="text" value="0"/>
Average Annual Institutional Salary per Full-time equivalent (FTE)	29,824	23,715
Number of Full-time equivalents (FTEs) Included in Average	<input type="text" value="4.10"/>	<input type="text" value="1.35"/>

CAVEAT

Institution: Carroll College (180106)

User ID: E91801061

Athletically Related Student Aid - Men's and Women's Teams

Athletically Related Student Aid

Athletically related student aid is any scholarship, grant, or other form of financial assistance, offered by an institution, the terms of which require the recipient to participate in a program of intercollegiate athletics at the institution. Other student aid, of which a student-athlete simply happens to be the recipient, is not athletically related student aid. If you do not have any aid to report, enter a 0.

	Men's Teams	Women's Teams	Total
Total	<input type="text" value="899,504"/>	<input type="text" value="526,243"/>	1,425,747
Ratio (percent)	63	37	100%

CAVEAT

Institution: Carroll College (180106)

User ID: E91801061


Recruiting Expenses - Men's and Women's Teams

Recruiting Expenses

Recruiting expenses are all expenses an institution incurs attributable to recruiting activities. This includes, but is not limited to, expenses for lodging, meals, telephone use, and transportation (including vehicles used for recruiting purposes) for both recruits and personnel engaged in recruiting, and other expenses for official and unofficial visits, and all other expenses related to recruiting. If you do not have any recruiting expenses to report, enter a 0.

	Men's Teams	Women's Teams	Total
Total	<input type="text" value="13,959"/>	<input type="text" value="2,899"/>	16,858

CAVEAT



Institution: Carroll College (180106)


User ID: E91801061

Operating Expenses (i.e., Game-Day Expenses) - Men's and Women's Teams by Team

Operating Expenses by Team

Operating expenses are all expenses an institution incurs attributable to home, away, and neutral-site intercollegiate athletic contests (commonly known as "game-day expenses"), for (A) Lodging, meals, transportation, uniforms, and equipment for coaches, team members, support staff (including, but not limited to team managers and trainers), and others; and (B) Officials.

Varsity Teams	Participants	Men's Teams		Women's Teams		Total Operating Expenses
		Operating Expenses per Participant	By Team	Participants	Operating Expenses per Participant	
Basketball	16	10,822	173,154	16	10,673	343,915
Football	111	1,945	215,869			215,869
Cross Country	10	1,165	11,649	13	896	23,298
Golf	13	1,582	20,562	11	1,869	41,124
Soccer				28	3,762	105,333
Volleyball				15	5,852	87,780
Total Operating Expenses Men's and Women's Teams	150		421,234	83		396,085
CAVEAT						817,319



Institution: Carroll College (180106)

User ID: E91801061

Total Expenses - Men's and Women's Teams

Expenses by Team

Expenses are all expenses attributable to intercollegiate athletic activities. This includes appearance guarantees and options, athletically related student aid, contract services, equipment, fundraising activities, operating expenses, promotional activities, recruiting expenses, salaries and benefits, supplies, travel, and any other expenses attributable to intercollegiate athletic activities.

Varsity Teams	Men's Teams	Women's Teams	Total
---------------	-------------	---------------	-------

Basketball	502,163	454,324	956,487
Football	1,081,837		1,081,837
Cross Country	35,018	35,018	70,036
Golf	35,888	35,888	71,776
Soccer		277,749	277,749
Volleyball		327,033	327,033
Total Expenses of all Sports, Except Football and Basketball, Combined	70,906	675,688	746,594
Total Expenses Men's and Women's Teams	1,654,906	1,130,012	2,784,918
Not Allocated by Gender/Sport			1,190,059
Grand Total Expenses			3,974,977

CAVEAT

Institution: Carroll College (180106)

User ID: E91801061


Total Revenues - Men's and Women's Teams

Revenues by Team

Revenues are all revenues attributable to intercollegiate athletic activities. This includes revenues from appearance guarantees and options, an athletic conference, tournament or bowl games, concessions, contributions from alumni and others, institutional support, program advertising and sales, radio and television, royalties, signage and other sponsorships, sport camps, state or other government support, student activity fees, ticket and luxury box sales, and any other revenues attributable to intercollegiate athletic activities.

Varsity Teams	Men's Teams	Women's Teams	Total
Basketball	514,129	458,554	972,683
Football	1,084,544		1,084,544
Cross Country	35,087	35,087	70,174
Golf	32,870	32,870	65,740
Soccer		285,698	285,698
Volleyball		327,426	327,426
Total Revenues of all Sports, Except Football and Basketball, Combined	67,957	681,081	749,038
Total Revenues Men's and Women's Teams	1,666,630	1,139,635	2,806,265
Not Allocated by Gender/Sport			1,168,712
Grand Total for all Teams (includes by team and not allocated by gender/sport)			3,974,977

CAVEAT



Institution: Carroll College (180106)

User ID: E91801061

Summary - Men's and Women's Teams

Revenues and Expenses Summary

	Men's Teams	Women's Teams	Total
1 Total of Head Coaches' Salaries	135,772	131,925	267,697
2 Total of Assistant Coaches' Salaries	122,278	32,015	154,293
3 Total Salaries (Lines 1+2)	258,050	163,940	421,990
4 Athletically Related Student Aid	899,504	526,243	1,425,747
5 Recruiting Expenses	13,959	2,899	16,858
6 Operating Expenses	421,234	396,085	817,319
7 Summary of Subset Expenses (Lines 3+4+5+6)	1,592,747	1,089,167	2,681,914
8 Total Expenses	1,654,906	1,130,012	2,784,918
9 Total Expenses Minus Subset Expenses (Line 8 – Line 7)	62,159	40,845	103,004
10 Not Allocated Expenses			1,190,059
11 Grand Total Expenses (Lines 8+10)			3,974,977
12 Total Revenues	1,666,630	1,139,635	2,806,265
13 Not Allocated Revenues			1,168,712
14 Grand Total Revenues (Lines 12+13)			3,974,977
15 Total Revenues Minus Expenses (Line 12- Line 8)	11,724	9,623	21,347
16 Grand Total Revenues Minus Grand Total Expenses (Line 14- Line 11)			0

Please review this screen carefully. **The amount of Grand Total Revenues must be equal to or greater than the amount of Grand Total Expenses** before you can lock your survey data. If it is not, you must go back and correct the amounts you entered on the Total Revenues and/or Total Expenses screen(s).

Remember that your **Total Revenues** and **Total Expenses** screens must include amounts you entered on some of the other screens. That is:

- The amount you entered on the Athletically Related Student Aid screen must be included with all of your other revenues (budget, ticket sales, etc.) on the **Total Revenues** screen. For detailed information on what to include in Total Revenues, click on 'Click here for screen instructions' on the Total Revenues screen.
- The amount you entered on the Operating Expenses, Recruiting Expenses, and Athletically Related Student Aid screens must be included with all of your other expenses (salaries and benefits, equipment, etc.) on the **Total Expenses** screen. For detailed information about what to include in Total Expenses, click on 'Click here for screen instructions' on the Total Expenses screen.

To return to the data entry screens to make corrections, click on the link in the menu on the left of this screen.

To proceed to the Supplemental Information screen, click on that link in the menu or click on the 'Next' button on the bottom of this screen.

Institution: Carroll College (180106)

User ID: E91801061

Supplemental Information

Supplemental Information

This screen is optional. You may use it to provide additional information to help the reader better understand the data you have provided in this survey, or to help a prospective student-athlete make an informed choice of an athletic program. If you do not want to enter any supplemental information, please leave this screen blank.

[Print Form\(s\)](#)

[Return](#)